



# Wild Goose Stage Plot Template

Blank template, icons, and examples –  
please look at all pages!  
(Feel free to use/draw your own)

ACT:  
 VENUE(s):  
 TIME(s)/Day

- # Voc Mics \_\_\_\_\_
- # Instr Mics \_\_\_\_\_
- # DI \_\_\_\_\_
- (Direct Boxes)
- # Straight Stands \_\_\_\_\_
- # Boom Stands \_\_\_\_\_
- # Chairs \_\_\_\_\_
- # Stools \_\_\_\_\_
- # Monitors \_\_\_\_\_
- # Monitor Mixes \_\_\_\_\_
- # AC outlets \_\_\_\_\_
- # \_\_\_\_\_
- # \_\_\_\_\_
- # \_\_\_\_\_
- # \_\_\_\_\_

**Plan to use Backline**

- # Drums            Y   N
- # Keyboard        Y   N
- # Bass Amp        Y   N
- # Guitar Amp      Y   N

**Notes for sound or stage crew:**

If same configuration for multiple events, mark that in venue and time. If act has two different configurations for different events, then submit two different plots.

Monitor Mixes Available: Main = 7, Side Main =2, Café =4.

**See available backline on Next Page** (Café and Main Side may vary depending on input from artists)



Front Stage



Admin Use

# Wild Goose Stage Plot icons And Backline

**Available Backline** (Café and Main Side may vary depending on input from artists)

Backline Bass Amp

Backline Elec Amp

Backline Keyboard

Backline Drums

**Vocal Mic (3)**

Shure or Beta SM58 or better



**Guitar Mic (1)**

Shure or Beta SM57a or better



**Boom Mic Stands**



**Direct Box**



**XLR in**



**AC-Power**



**Monitor**



Bass

Guitar



Band member

# EXAMPLE

ACT: CAFÉ BAND 1

VENUE(s): \_CAFE\_

TIME(s)/Day: \_FRIDAY 11:00am

# Voc Mics \_\_\_ 4 \_\_\_

# Instr Mics \_\_\_ 2 \_\_\_

# DI \_\_\_ 0 \_\_\_

(Direct Boxes)

# Straight Stands \_\_\_

# Boom Stands \_\_\_ 6 \_\_\_

# Chairs \_\_\_ 1 \_\_\_

# Stools \_\_\_

# Monitors \_\_\_ 2 \_\_\_

# Monitor Mixes \_\_\_ 1 \_\_\_

# AC outlets \_\_\_

# \_\_\_

# \_\_\_

# \_\_\_

# \_\_\_

**Plan to use Backline**

# Drums Y  N

# Keyboard Y  N

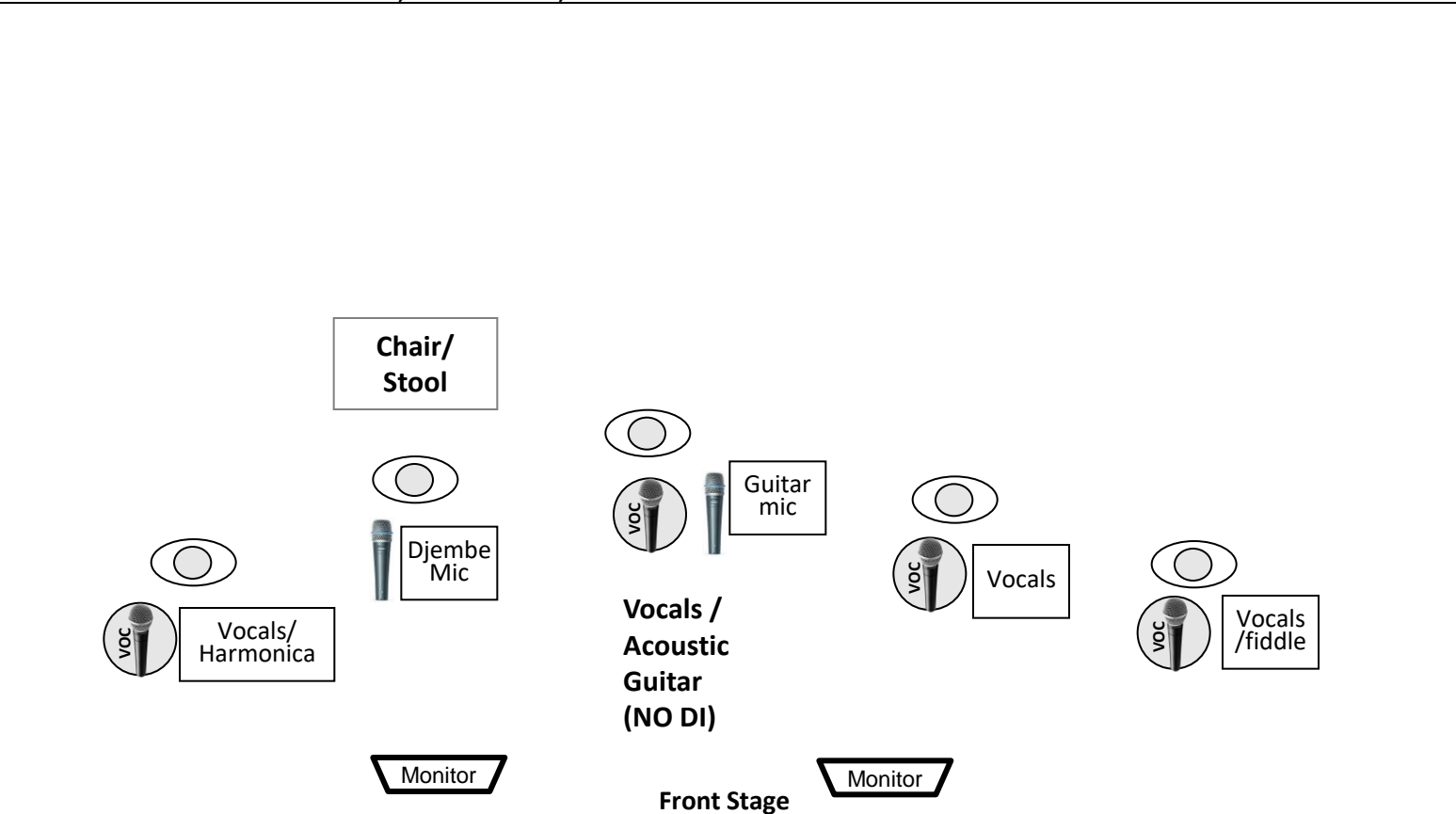
# Bass Amp Y  N

# Guitar Amp Y  N

**Notes for sound or stage crew:**

If same configuration for multiple events, mark that in venue and time. If act has two different configurations for different events, then submit two different plots.

Monitor Mixes Available: Main = 7, Side Main =2, Café =4.



Admin Use

ACT: CAFÉ BAND 2  
 VENUE(s): CAFE  
 TIME(s)/Day FRIDAY 10:00am\_

# Voc Mics \_\_\_ 2 \_\_\_  
 # Instr Mics \_\_\_ 1 \_\_\_  
 # DI \_\_\_\_\_  
 (Direct Boxes)  
 # Straight Stands \_\_\_  
 # Boom Stands \_\_\_ 2 \_\_\_  
 # Chairs \_\_\_ ?1 \_\_\_  
 # Stools \_\_\_\_\_  
 # Monitors \_\_\_\_\_  
 # \_\_\_\_\_  
 # \_\_\_\_\_  
 # \_\_\_\_\_  
 # \_\_\_\_\_

**Plan to use Backline**

# Drums Y N  
 # Keyboard Y N  
 # Bass Amp Y N  
 # Guitar Amp Y N

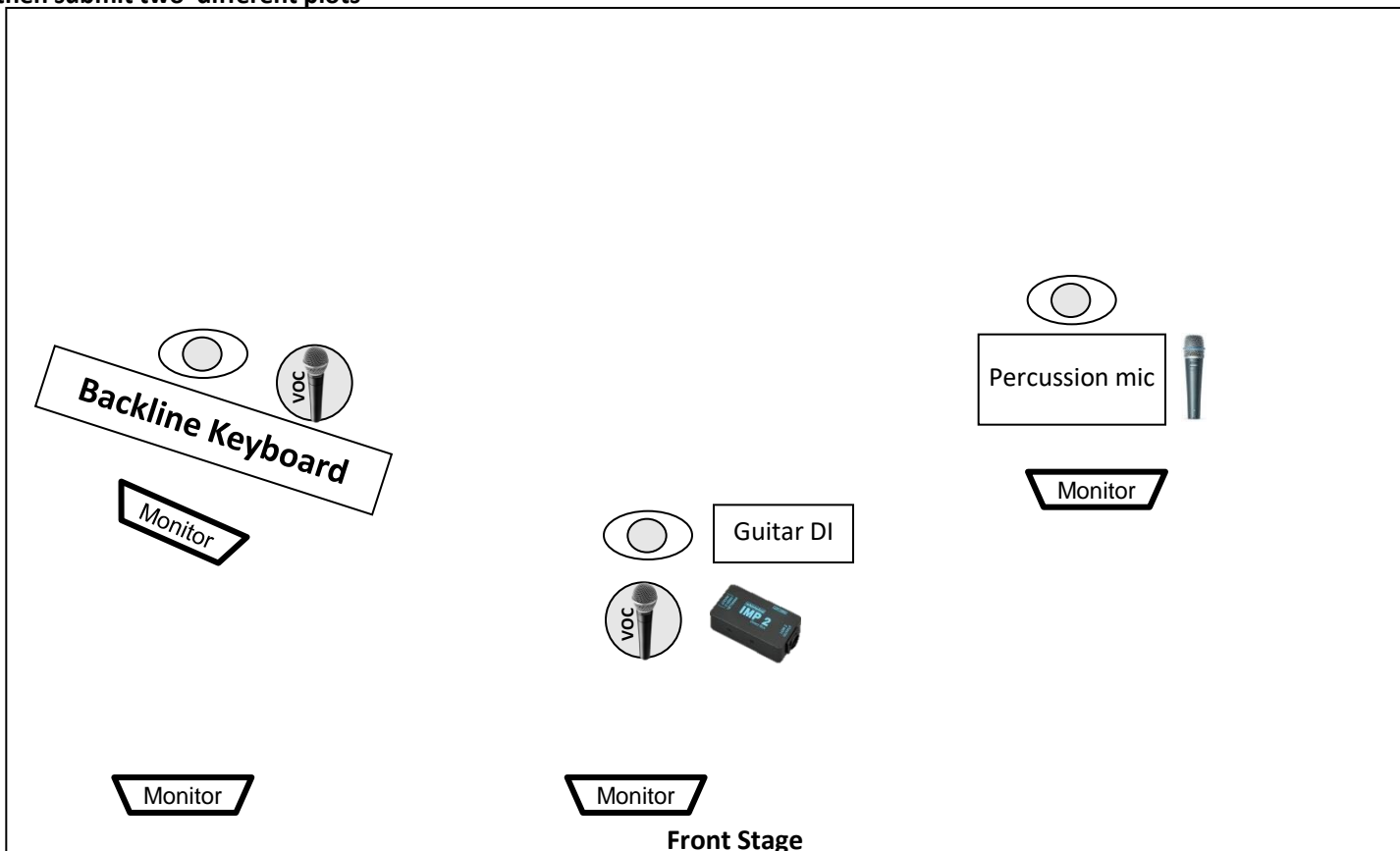
**Notes for sound or stage crew:**

Only have written instructions:

2 Vocals Mics  
 Keyboard input  
 Acoustic Guitar mic  
 Mic for percussion

Two people in total. Percussion may need chair?

If same configuration for multiple events, mark that in venue and time. If act has two different configurations for different events, then submit two different plots



**Admin Use**

# EXAMPLE

ACT: MAINSTAGE BAND

VENUE(s): MAIN STAGE

TIME(s)/Day: THURSDAY ~8:15pm

If same configuration for multiple events, mark that in venue and time. If act has two different configurations for different events, then submit two different plots.

Monitor Mixes Available: Main = 7, Side Main =2, Café =4.

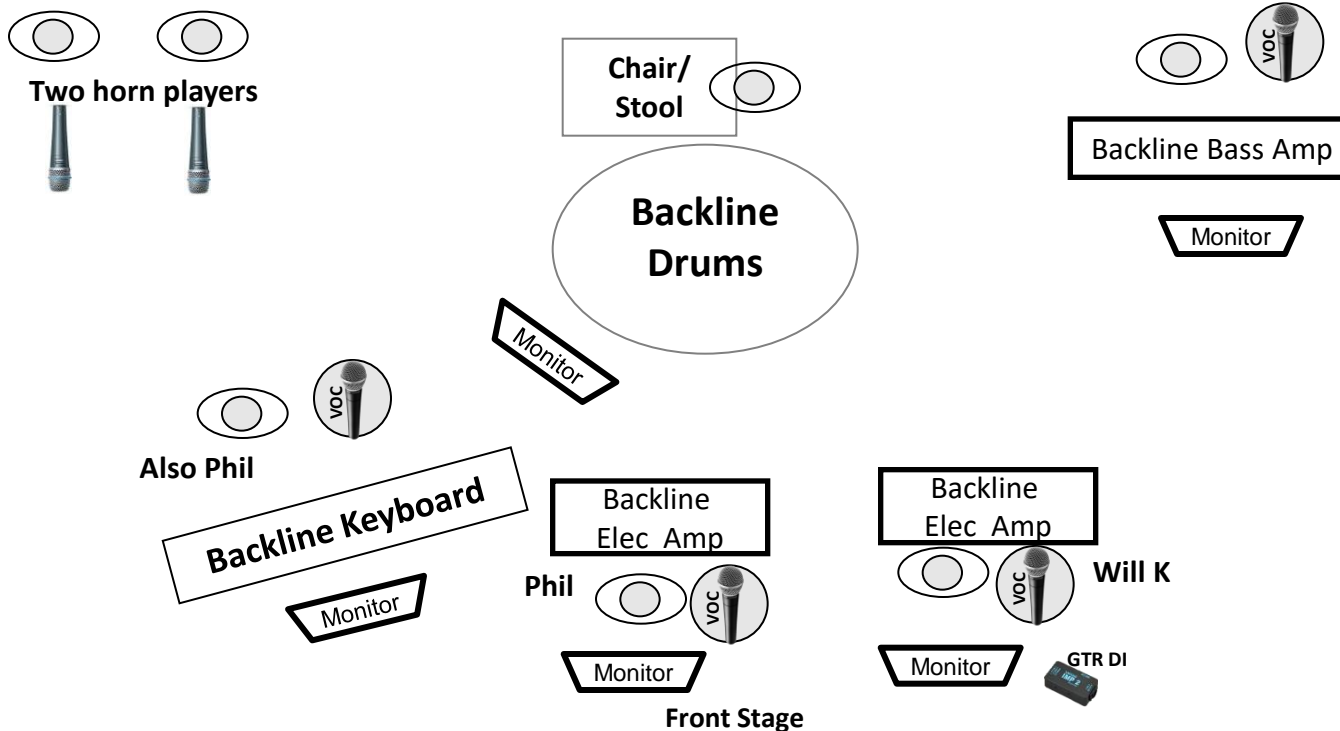
- # Voc Mics 4
- # Instr Mics 2
- # DI 1
- (Direct Boxes)
- # Straight Stands \_\_\_\_\_
- # Boom Stands 6
- # Chairs \_\_\_\_\_
- # Stools \_\_\_\_\_
- # Monitors 5
- # Monitor Mixes 1
- # AC outlets \_\_\_\_\_
- # \_\_\_\_\_
- # \_\_\_\_\_
- # \_\_\_\_\_
- # \_\_\_\_\_

**Plan to use Backline**

- # Drums  Y
- # Keyboard  Y
- # Bass Amp  Y
- # Guitar Amp x2  Y

**Notes for sound or stage crew:**

- Wild Goose Provides:
- Drum Kit
- Bass Rig
- 2 x Fender Gtr Amps
- 88 Key keyboard



Admin Use